

Rock Climbing

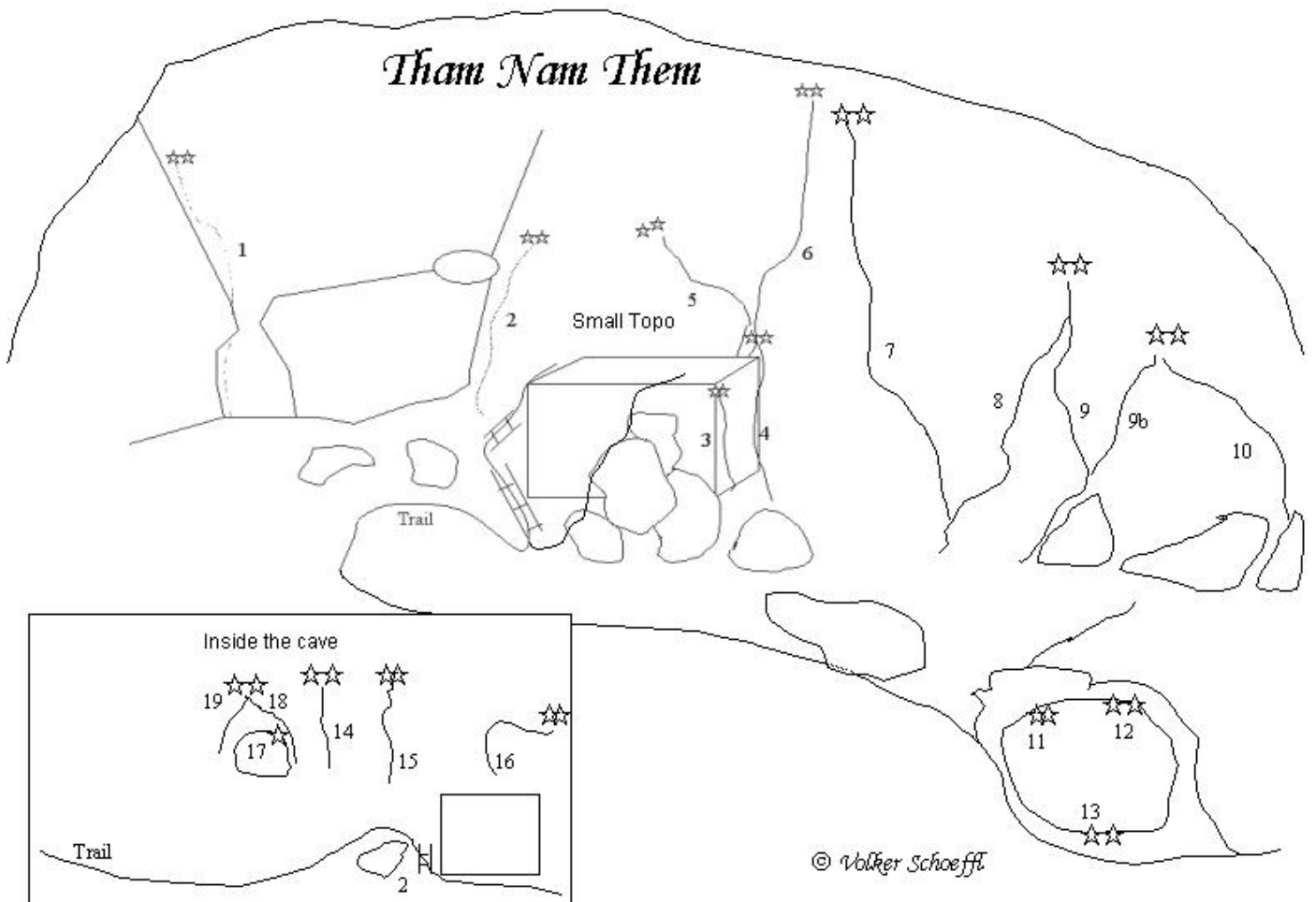
Vang Vieng

Laos

General Information

Rock climbing in Vang Vieng was established through a group of German/American climbers in February 2002, with the help of Wildside Eco Group. The small tourist town of Vang Vieng is 170 km north of Vientiane, on the road 13 up to Luang Phrabang. Access and accommodation is easy and cheap. Nevertheless there are a few things to be considered. As by Lao government law all foreigners need to have a permit as well as a guide/liason officer for outdoor activities. Wildside Eco Group is the only organisation who has the permit for climbing presently. If you want to go climbing you need to check in with their office in Vang Vieng, they will provide you with a liason officer, who will show you where the climbing areas are. The fee for permit and liason officer are 6 USD per day, for all climbers together. Climbers should meet at 9 am at Wildside Office, than all can split the permit. As it took us and Wildside years to get the permission for rock climbing everyone should stick to that procedure, otherwise there is the danger that the government would shut down climbing at all. As there was trouble with some climbs being put up 1997 in Luang Phrabang before, the government is very sensible about that. Considering the fast growing number of Lao climbers we all have a responsibility for the future of the place and the sport. With getting climbing more and more popular among Lao people we hope that in the near future the whole permit issue will be dropped and everything will be just as everywhere in the world. Check with all questions with Wildside, they also have a new route book, climbing courses and some equipment for rent. Volker Schoeffl 4/2003

Tham Nam Them



© Volker Schoeffl

Tham Nam Them

1. *Prince of the Sky*, 8a+
2. *Barrel Roll*, 8a
3. *Quickly*, 6a
4. *Poppy Seed*, 6a
5. *Lima Site*, 7a+
6. *AK-47*, 7c
7. *Tuk Tuk Express*, 7c+
8. *Yellow Rain*, 7a+
9. *Missing Sweetie*, 6b+
9. *b Aaron*, 6c+
10. *Alternate*, 6c
11. *Beer Lao*, 5c
12. *Remember Me*, 6a
13. *Sabaydee*, 6a
14. *The Critton*, 7a+
15. *Project*
16. *Another Day in Paradise*, 8a+
17. *Project*
18. *Project*
19. *Project*

Access:

Leave Vang Vieng north on the main road, after 7km turn left, just where a house with a blue roof is right hand side. Follow the dirt road up to ist end onto rice paddies, traverse these to the left where a small path leads to the river. After crossing follow the mostly dry small river bed for 10 min., just before it's end at a little cave follow the trail right to Tham Nam Them Cave. Go through the cave, the climbing area is just at ist opening on the other side. You can also walk on a small trail across the saddle to the other side instead of going through the cave.

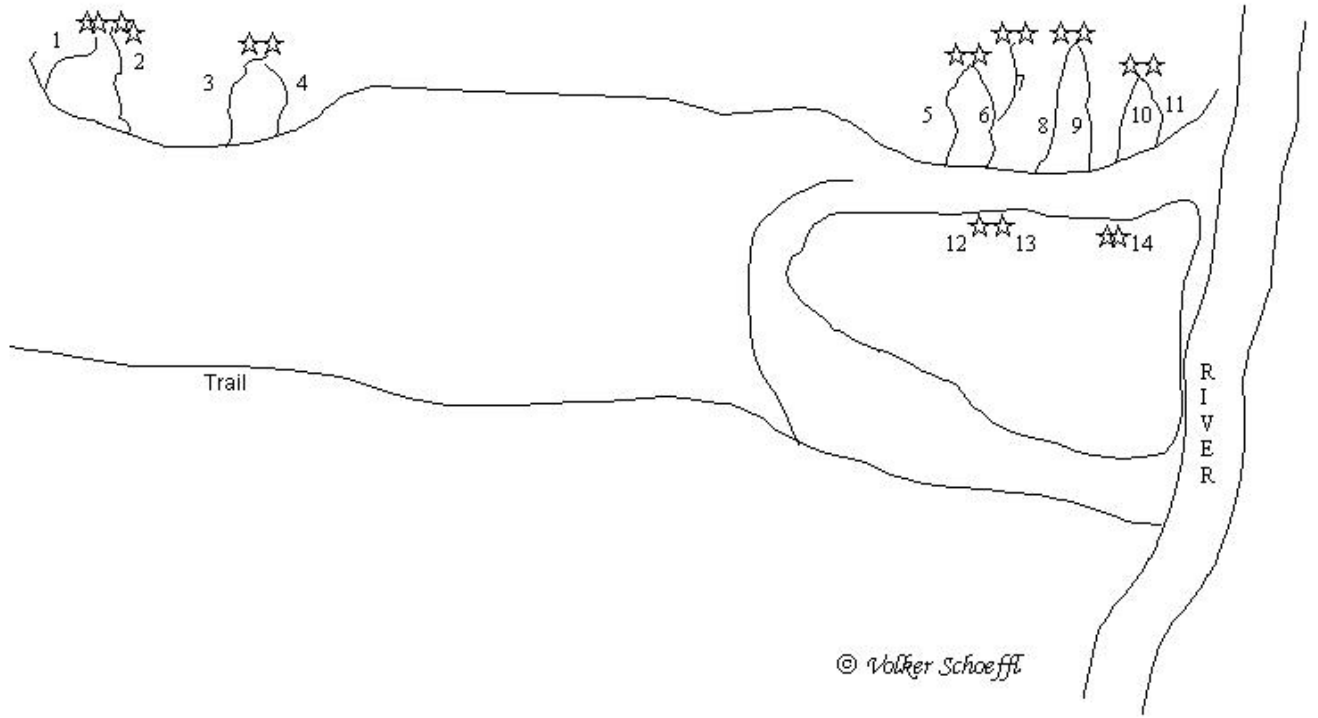
Routes 1-14: Feb. 2002 by Sam Lightner, Radovan Capek, Carsten Seidel, Christina Mueller, Gerd und Volker Schoeffl

Routes 15-19: Jan. 2003 by Christina Mueller, Volker Schoeffl

Route 9b: Feb. 2003 by King and Rey

© Volker Schoeffl

Sleeping Wall



Sleeping Wall

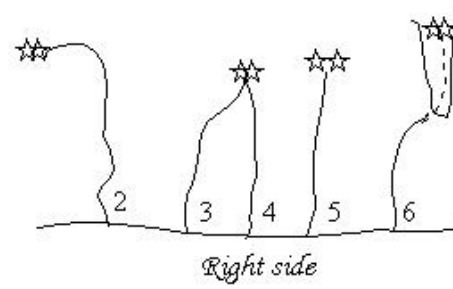
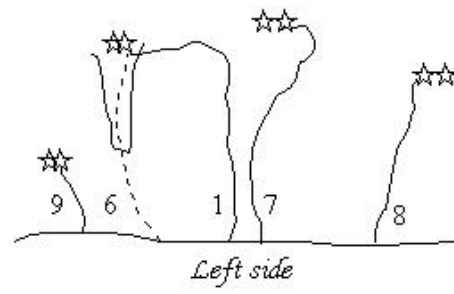
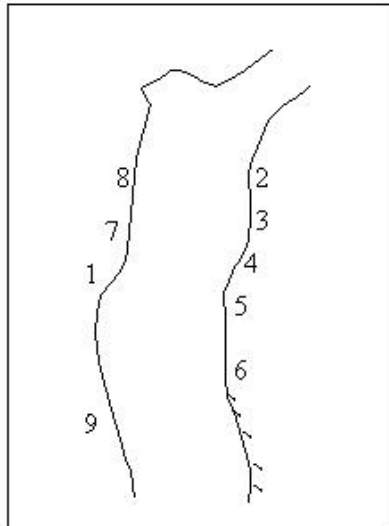
1. Oscar, 7b+
2. Tina, 7c
3. Spider, 7a+
4. Snake Skin 7a
5. Sam's Dream, 5
6. Wildside, 6b
7. Kouky, 6c+
8. Si Pou, 7b+
9. La, 6c
10. Happy TuTu, 6c
11. Give Pizza a Chance, 6c+
12. Gerton Jonny Watson, 4
13. Reap 512, 5a
14. Bierseidel, 5b

Access:

Take the road north of Vang Vieng, after 2 km leave it to the left, following the sign to Tham Non Cave (Sleeping Cave). As you get to the river (Nam Song) yell for the boatmen on the other side to take you across. The wall is just behind the visible shit wall next to the river.

*All routes by Christina Mueller
and Volker Schoeffl, Dec. 2002*

Sleeping Cave



Sleeping Cave

1. *Karaoke*, 7b
2. *Chicken Schnitzel*, 7b+
3. *Cornflake*, 6c
4. *Ostkamin*, 6a+
5. *Puzzle*, 6c+
6. *Scary Tuna*, 5b
7. *Flash Keks*, 6b
8. *Pin Pah Noi Ngun*, 5c
9. *Sok di Phi Mai*, 8a

Access:

Take the road north of Vang Vieng, after 2 km leave it to the left, following the sign to Tham Non Cave (Sleeping Cave). As you get to the river (Nam Song) yell for the boatmen on the other side to take you across. Up to here it is the same approach as to the Sleeping Wall. After crossing the Nam Song river turn right, to the Tam Non Cave. As a private guide has a concession to the cave there is an admission fee of 3000 kip (30cent), to be paid at the right little hut at the river.

Routes 1, 2, 7, 9: Volker Schoeffl

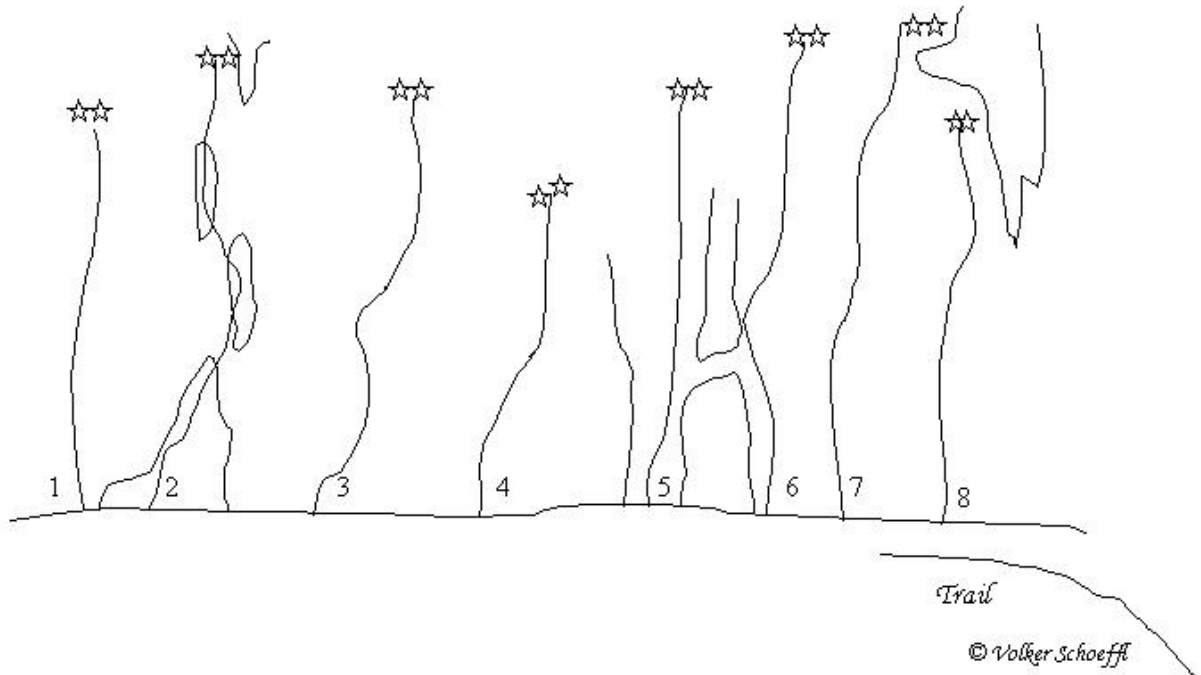
Routes 6, 8: Stefan Zencker, Volker Schoeffl

Routes 3, 4, 5: Max Belle, Alex Hislop, Oscar Willemssen, Volker Schoeffl

March 2003

© *Volker Schoeffl*

Pha Daeng Mountain



Pha Daeng Mountain

- | | | |
|----|-----------------|--|
| 1. | ? | <i>Access:</i> |
| 2. | King Cobra, 6a+ | <i>In Vang Vieng cross the Nam Song River and hike in the direction to Pha Daeng Mountain or Lusy Cave.</i> |
| 3. | Pit Viper, ? | <i>At the base of the mountain turn left and continue the trail until you get to a small cave. Keep left until a trail leads up to the cliff. If you can't find the trail ask the guide at the little cave, he can show you.</i> |
| 4. | ? | |
| 5. | ? | |
| 6. | Pea My, 6a+ | <i>Routes:</i> |
| 7. | ? | <i>All routes done by a guy called Dave and a friend, as he considers the cliff his private climbing area he wasn't giving any information..</i> |
| 8. | ?, 6a+ | |